



## STATE LEVEL ENVIRONMENT IMPACT ASSESSMENT AUTHORITY

Environment department,  
Room No. 217, 2nd floor,  
Mantralaya, Annexe,  
Mumbai- 400 032.  
Date: March 13, 2020

To,  
**Mr. Girish Bhunje, M/s Sun Pharmaceuticals Industries Ltd.**  
at Plot No.: A-7, 8, MIDC Ahmednagar, Tal & Dist. -Ahmednagar 414111, Maharashtra

**Subject:** Environment Clearance for Proposed project of change in product mix for manufacturing of Active Pharmaceutical Ingredients (API) at Plot No.: A-7, 8, MIDC Ahmednagar, Tal & Dist.-Ahmednagar, Maharashtra by Sun Pharmaceuticals Industries Ltd.

Sir,

This has reference to your communication on the above mentioned subject. The proposal was considered as per the EIA Notification - 2006, by the State Level Expert Appraisal Committee-I, Maharashtra in its 174th - Day-1th meeting and recommend the project for prior environmental clearance to SEIAA. Information submitted by you has been considered by State Level Environment Impact Assessment Authority in its 190th meetings.


2. It is noted that the proposal is considered by SEAC-I under screening category B1, 5 (f) as per EIA Notification 2006.

### Brief Information of the project submitted by you is as below :-

<b>1.Name of Project</b>	Environmental Clearance for proposed project of change in product mix for manufacturing of Active Pharmaceutical Ingredients (API) at Plot No.: A-7, 8, MIDC Ahmednagar, Tal & Dist.- Ahmednagar, Maharashtra by Sun Pharmaceuticals Industries Ltd.
<b>2.Type of institution</b>	Private
<b>3.Name of Project Proponent</b>	Mr. Girish Bhunje, M/s Sun Pharmaceuticals Industries Ltd.
<b>4.Name of Consultant</b>	Mr. Anand Aptie, Goldfinch Engineering Systems Private Limited
<b>5.Type of project</b>	Industrial - Manufacturing of API and API Intermediates
<b>6.New project/expansion in existing project/modernization/diversification in existing project</b>	Change in Product Mix
<b>7.If expansion/diversification, whether environmental clearance has been obtained for existing project</b>	Not Applicable, as existing unit is established in the year 1983 and after 2006 expansion was not done
<b>8.Location of the project</b>	Plot No.: A-7, 8, MIDC Ahmednagar, Tal & Dist. -Ahmednagar 414111, Maharashtra
<b>9.Taluka</b>	Ahmednagar
<b>10.Village</b>	Nagapur
<b>Correspondence Name:</b>	Mr. Girish Bhunje
<b>Room Number:</b>	Plot No.: A-7,8, MIDC Ahmednagar, Tal & Dist.- Ahmednagar 414111, Maharashtra.
<b>Floor:</b>	Not applicable
<b>Building Name:</b>	Not applicable
<b>Road/Street Name:</b>	Not applicable
<b>Locality:</b>	MIDC Ahmednagar
<b>City:</b>	Ahmednagar
<b>11.Whether in Corporation / Municipal / other area</b>	MIDC, Ahmednagar

**SEIAA Meeting No: 190 Meeting Date: March 5, 2020 ( SEIAA-STATEMENT-000002829 )**  
**SEIAA-MINUTES-0000003078**  
**SEIAA-EC-000002185**

Page 1 of 20

  
**Shri. Anil Diggikar (Member Secretary SEIAA)**

12.IOD/IOA/Concession/Plan Approval Number	Not applicable
	IOD/IOA/Concession/Plan Approval Number: Not applicable
	Approved Built-up Area: 86585
13.Note on the initiated work (If applicable)	Nil
14.LOI / NOC / IOD from MHADA/ Other approvals (If applicable)	Not applicable
15.Total Plot Area (sq. m.)	86585
16.Deductions	Not applicable
17.Net Plot area	Not applicable
18 (a).Proposed Built-up Area (FSI & Non-FSI)	FSI area (sq. m.): 40733.51
	Non FSI area (sq. m.): Not applicable
	Total BUA area (sq. m.): 40733.51
18 (b).Approved Built up area as per DCR	Approved FSI area (sq. m.): Not applicable
	Approved Non FSI area (sq. m.): Not applicable
	Date of Approval: 07-02-2019
19.Total ground coverage (m2)	21,473.18
20.Ground-coverage Percentage (%) (Note: Percentage of plot not open to sky)	24.80
21.Estimated cost of the project	2899730000



# Government of Maharashtra

## 22. Production Details

Serial Number	Product	Existing (MT/M)	Proposed (MT/M)	Total (MT/M)
1	Atorvastatin Calcium	250 kg/A	0 kg/A	250 kg/A
2	Bupropion Hydrochloride	16360 kg/A	- 6360 kg/A	10000 kg/A
3	Clonazepam	1055 kg/A	+945 kg/A	2000 kg/A
4	Dobutamine Hydrochloride	1051 kg/A	-1 kg/A	1050 kg/A
5	Finasteride	211 kg/A	-111 kg/A	100 kg/A
6	Flurbiprofen Sodium	26 kg/A	0 kg/A	26 kg/A
7	Fluvoxamine Maleate	8342 kg/A	0 kg/A	8342 kg/A
8	Gabapentin	48542 kg/A	+71458 kg/A	120000 kg/A
9	Ganirelix Acetate	0.02 kg/A	+0.98 kg/A	1 kg/A
10	Gemcitabine Hydrochloride	1200 kg/A	-500 kg/A	700 kg/A
11	Irinotecan Hydrochloride	60 kg/A	0 kg/A	60 kg/A
12	Isradipine	10 kg/A	-10 kg/A	0 kg/A
13	Leuprolide Acetate	0.04 kg/A	+9.96 kg/A	10 kg/A
14	Meloxicam	3800 kg/A	+2200 kg/A	6000 kg/A
15	Memantine Hydrochloride	247 kg/A	+253 kg/A	500 kg/A
16	Mesalamine	180000 kg/A	-120000 kg/A	60000 kg/A
17	Metoprolol Succinate	4900 kg/A	+10100 kg/A	15000 kg/A
18	Metoprolol Tartrate	122321 kg/A	0 kg/A	122321 kg/A
19	Pantaprazole Sodium	4000 kg/A	-2000 kg/A	2000 kg/A
20	Phenteramine Hydrochloride	500 kg/A	+500 kg/A	1000 kg/A
21	Pioglitazone Hydrochloride	500 kg/A	-500 kg/A	0 kg/A
22	Raloxifene Hydrochloride	1000 kg/A	-1000 kg/A	0 kg/A
23	Sodium Valproate	30000 kg/A	-28500 kg/A	1500 kg/A
24	Temozolamide	66 kg/A	+334 kg/A	400 kg/A
25	Terlipressin Acetate	0.08 kg/A	+1.92 kg/A	2 kg/A
26	Thymosin Alpha	0.3 kg/A	-0.3 kg/A	0 kg/A
27	Tramadol Hydrochloride	81468 kg/A	+38532 kg/A	120000 kg/A
28	Venlafaxine Hydrochloride	14900 kg/A	-4900 kg/A	10000 kg/A
29	Amifostine Thi hydrate	21 kg/A	-21 kg/A	0 kg/A
30	Anastrozole	2 kg/A	+28 kg/A	30 kg/A
31	Capecetabin	29 kg/A	+3971 kg/A	4000 kg/A
32	Carboplatine	14 kg/A	+386 kg/A	400 kg/A
33	Cisplatin	42.8 kg/A	+157.2 kg/A	200 kg/A
34	Clopidogrel Bisulphate	500 kg/A	+7500 kg/A	8000 kg/A
35	Desloratidine	100 kg/A	+1900 kg/A	2000 kg/A

36	Desmopressin Acetate	0.4 kg/A	+0.6 kg/A	1 kg/A
37	Docetaxel	0.47 kg/A	-0.47 kg/A	0 kg/A
38	Donepezil Hydrochloride	300 kg/A	0 kg/A	300 kg/A
39	Dothiepin Hydrochloride	2500 kg/A	+3500 kg/A	6000 kg/A
40	Epitifibatide	0.37 kg/A	+0.63 kg/A	1 kg/A
41	Flurbiprofen	15100 kg/A	-9100 kg/A	6000 kg/A
42	Fluvastatin Sodium	60 kg/A	-60 kg/A	0 kg/A
43	Imatinib Mysilate	131 kg/A	+1369 kg/A	1500 kg/A
44	Lercanidipine Hyrdochloride	264 kg/A	+336 kg/A	600 kg/A
45	Letrozole	13 kg/A	+287 kg/A	300 kg/A
46	Metformine Hydrochloride	741460 kg/A	-91460 kg/A	650000 kg/A
47	Mitoxantrone Hydrochloride	0.7 kg/A	-0.7 kg/A	0 kg/A
48	Octreotide Acetate	0.36 kg/A	+4.64 kg/A	5 kg/A
49	Olanzapine	247 kg/A	-97 kg/A	150 kg/A
50	Oxaliplatin	6 kg/A	+24 kg/A	30 kg/A
51	Pentoxifylline (Oxpentifylline)	5000 kg/A	-5000 kg/A	0 kg/A
52	Piroxicam Betacyclodextrin	2507 kg/A	-2507 kg/A	0 kg/A
53	Quetiapine Fumarate	1100 kg/A	+13900 kg/A	15000 kg/A
54	Rivastigmine Tartrate	70 kg/A	0 kg/A	70 kg/A
55	Tegaserod Maleate	10 kg/A	-10 kg/A	0 kg/A
56	Tetrabenazine	163 kg/A	+337 kg/A	500 kg/A
57	Ziprasidone Hydrochloride	100 kg/A	-100 kg/A	0 kg/A
58	Zoledronic Acid	0.05 kg/A	+0.95 kg/A	1 kg/A
59	Acitretin	15 kg/A	+45 kg/A	60 kg/A
60	Amisulpride	2000 kg/A	-2000 kg/A	0 kg/A
61	Atosiban acetate	0.5 kg/A	+4.5 kg/A	5 kg/A
62	Aadapalene	15 kg/A	0 kg/A	15 kg/A
63	Bicalutamide	315 kg/A	+285 kg/A	600 kg/A
64	Bortezomib	0.2 kg/A	+0.8 kg/A	1 kg/A
65	Bendamustine HCl	2 kg/A	0 kg/A	2 kg/A
66	Calcitonin	0.19 kg/A	+0.81 kg/A	1 kg/A
67	Cetorelix Acetate	0.01 kg/A	+0.99 kg/A	1 kg/A
68	Chlorothiazide	60 kg/A	0 kg/A	60 kg/A
69	Decitabine	10 kg/A	+10 kg/A	20 kg/A
70	DesvenlafaxineFumarate	320 kg/A	0 kg/A	320 kg/A
71	Divalproex Sodium	100410 kg/A	+19590 kg/A	120000 kg/A
72	Esomeprazole magnesium	160 kg/A	-160 kg/A	0 kg/A
73	Eszopiclone	10 kg/A	+10 kg/A	20 kg/A
74	Exemestane	7 kg/A	-7 kg/A	0 kg/A

75	Exenatide	0.02 kg/A	+0.98 kg/A	1 kg/A
76	Glucagon	10 kg/A	-10 kg/A	0 kg/A
77	Ibandeonic acid monosodium monohydrate	146 kg/A	+154 kg/A	300 kg/A
78	Isotretinoin	6 kg/A	-6 kg/A	0 kg/A
79	Lamotrigine	50 kg/A	-50 kg/A	0 kg/A
80	Lansoprazole	700 kg/A	0 kg/A	700 kg/A
81	Lenalidomide	10 kg/A	0 kg/A	10 kg/A
82	Naratriptan Hydrochloride	5 kg/A	0 kg/A	5 kg/A
83	Olopatadine	10 kg/A	0 kg/A	10 kg/A
84	Paliperidone Palmitate	12 kg/A	+18 kg/A	30 kg/A
85	Pemetrexed disodium heptahydrate	1 kg/A	+199 kg/A	200 kg/A
86	Pramlintide Acetate	0.05 kg/A	+9.95 kg/A	10 kg/A
87	Pregabline	1110 kg/A	+3890 kg/A	5000 kg/A
88	Risedronate sodium hemipentahydrate	50 kg/A	0 kg/A	50 kg/A
89	Tazarotene	2 kg/A	0 kg/A	2 kg/A
90	Tenatoprazole	10 kg/A	0 kg/A	10 kg/A
91	Teriparatide	0.05 kg/A	+0.95 kg/A	1 kg/A
92	Temsirolimus	1.5 kg/A	-1.5 kg/A	0 kg/A
93	Fulvestrant	0.05 kg/A	+14.95 kg/A	15 kg/A
94	Febuxostat	0.5 kg/A	+749.5 kg/A	750 kg/A
95	Omaprazole	0.02 kg/A	+2299.98 kg/A	3000 kg/A
96	Existing Total	1,396,000.68 kg/A	-88,451.68 kg/A	1,307,549 kg/A
97	Afatinib	0 kg/A	+500 kg/A	500 kg/A
98	Arterolane	0 kg/A	+1000 kg/A	1000 kg/A
99	Azacitidine	0 kg/A	+500 kg/A	500 kg/A
100	Erlotinib	0 kg/A	+1 kg/A	1 kg/A
101	Linaclotide	0 kg/A	+1 kg/A	1 kg/A
102	Liraglutide	0 kg/A	+50 kg/A	50 kg/A
103	Lurasidone	0 kg/A	+1500 kg/A	1500 kg/A
104	Bivalirudin	0 kg/A	+20 kg/A	20 kg/A
105	Carfilzomib	0 kg/A	+1 kg/A	1 kg/A
106	Fingolimod	0 kg/A	+10 kg/A	10 kg/A
107	Pentetreotide	0 kg/A	+1 kg/A	1 kg/A
108	Prasugrel	0 kg/A	+500 kg/A	500 kg/A
109	Clofarabine	0 kg/A	+5 kg/A	5 kg/A
110	Dabigatran	0 kg/A	+1500 kg/A	1500 kg/A
111	Dasatinib	0 kg/A	+750 kg/A	750 kg/A
112	Glatiramer	0 kg/A	+2 kg/A	2 kg/A
113	Ibrutinib	0 kg/A	+1500 kg/A	1500 kg/A
114	Icatibant	0 kg/A	+2 kg/A	2 kg/A
115	Nilotinib	0 kg/A	+400 kg/A	400 kg/A

116	Nintedanib	0 kg/A	+200 kg/A	200 kg/A
117	Palbociclib	0 kg/A	+500 kg/A	500 kg/A
118	Pamidronic Acid	0 kg/A	+80 kg/A	80 kg/A
119	Pazopanib	0 kg/A	+400 kg/A	400 kg/A
120	Sunitinib	0 kg/A	+100 kg/A	100 kg/A
121	Tadalafil	0 kg/A	+500 kg/A	500 kg/A
122	Venetoclax	0 kg/A	+100 kg/A	100 kg/A
123	Abaloparatide	0 kg/A	+0.5 kg/A	0.5 kg/A
124	Abiraterone Acetate	0 kg/A	+500 kg/A	500 kg/A
125	Acalabrutinib	0 kg/A	+100 kg/A	100 kg/A
126	Alectinib	0 kg/A	+250 kg/A	250 kg/A
127	Angiotensin	0 kg/A	+0.5 kg/A	0.5 kg/A
128	Betiatile	0 kg/A	+0.5 kg/A	0.5 kg/A
129	Bosutinib	0 kg/A	+100 kg/A	100 kg/A
130	Carbozantinib	0 kg/A	+50 kg/A	50 kg/A
131	Enzalutamide	0 kg/A	+300 kg/A	300 kg/A
132	Etelcalcetide.HCl	0 kg/A	+0.5 kg/A	0.5 kg/A
133	Ixazomib	0 kg/A	+40 kg/A	40 kg/A
134	Lanreotide	0 kg/A	+5 kg/A	5 kg/A
135	Lenvatinib	0 kg/A	+10 kg/A	10 kg/A
136	Linagliptin	0 kg/A	+30 kg/A	30 kg/A
137	Plecanatide	0 kg/A	+0.5 kg/A	0.5 kg/A
138	Ribociclib	0 kg/A	+50 kg/A	50 kg/A
139	Saxagliptin	0 kg/A	+200 kg/A	200 kg/A
140	Semaglutide	0 kg/A	+0.5 kg/A	0.5 kg/A
141	Sincalide	0 kg/A	+0.5 kg/A	0.5 kg/A
142	Valproic acid	0 kg/A	+5000 kg/A	5000 kg/A
143	R&D Products	0 kg/A	+24180 kg/A	24180 kg/A
144	Proposed Total	0 kg/A	+40,941.5 kg/A	40,941.5 kg/A
145	Net Total	1,396,000.68 kg/A	-47,510.18 kg/A	1,348,490.5 kg/A

### 23.Total Water Requirement

Government of  
Maharashtra

<b>Dry season:</b>	<b>Source of water</b>	Not applicable
	<b>Fresh water (CMD):</b>	Not applicable
	<b>Recycled water - Flushing (CMD):</b>	Not applicable
	<b>Recycled water - Gardening (CMD):</b>	Not applicable
	<b>Swimming pool make up (Cum):</b>	Not applicable
	<b>Total Water Requirement (CMD) :</b>	Not applicable
	<b>Fire fighting - Underground water tank(CMD):</b>	Not applicable
	<b>Fire fighting - Overhead water tank(CMD):</b>	Not applicable
	<b>Excess treated water</b>	Not applicable
<b>Wet season:</b>	<b>Source of water</b>	Not applicable
	<b>Fresh water (CMD):</b>	Not applicable
	<b>Recycled water - Flushing (CMD):</b>	Not applicable
	<b>Recycled water - Gardening (CMD):</b>	Not applicable
	<b>Swimming pool make up (Cum):</b>	Not applicable
	<b>Total Water Requirement (CMD) :</b>	Not applicable
	<b>Fire fighting - Underground water tank(CMD):</b>	Not applicable
	<b>Fire fighting - Overhead water tank(CMD):</b>	Not applicable
	<b>Excess treated water</b>	Not applicable
<b>Details of Swimming pool (If any)</b>	Not applicable	

Government of  
Maharashtra

## 24.Details of Total water consumed

Particulars	Consumption (CMD)			Loss (CMD)			Effluent (CMD)		
	Existing	Proposed	Total	Existing	Proposed	Total	Existing	Proposed	Total
Domestic	13	30	43	5	6	11	8	24	32
Industrial Process	70	55	125	16.5	9	25.5	53.5	46	99.5
Cooling tower & thermopack	262	13	275	245.5	12	257.5	16.5	1	17.5
Gardening	140	0	140	140	0	140	0	0	0
Fresh water requirement	485	98	583	407	27	434	78	71	149
Industrial Process	Total Recycle water	-	32+40+92=164	-	-	-	-	-	-
Fresh water requirement	Net Fresh Water Requirement	-	419	-	-	-	-	-	-
Fresh water requirement	*NOTE:- 32 CMD from STP for gardening +40 CMD MEE II condensate +92 CMD RO permeate= 164 CMD total water recycled.	-	-	-	-	-	-	-	-

<b>25.Rain Water Harvesting (RWH)</b>	<b>Level of the Ground water table:</b>	10 m
	<b>Size and no of RWH tank(s) and Quantity:</b>	20Cu.m.; 1 no.
	<b>Location of the RWH tank(s):</b>	Near Ware House no. 2
	<b>Quantity of recharge pits:</b>	Nil as collected water will be reused.
	<b>Size of recharge pits :</b>	Not applicable as collected water will be reused.
	<b>Budgetary allocation (Capital cost) :</b>	Rs. 20 Lac
	<b>Budgetary allocation (O &amp; M cost) :</b>	Rs. 1 Lac/A
	<b>Details of UGT tanks if any :</b>	Solvent storage tanks 14 nos.



<b>26.Storm water drainage</b>	<b>Natural water drainage pattern:</b>	Proper and separate storm water drains are already provided as per natural slopes.
	<b>Quantity of storm water:</b>	369.28 l/s
	<b>Size of SWD:</b>	0.9 m dia * 1200 Mtr length
<b>27.Sewage and Waste water</b>	<b>Sewage generation in KLD:</b>	Existing: 8 CMD Proposed: 24 CMD Total: 32 CMD
	<b>STP technology:</b>	Generated sewage will be treated in existing independent STP of 40 CMD capacity.
	<b>Capacity of STP (CMD):</b>	40 CMD x 1 no.
	<b>Location &amp; area of the STP:</b>	Near Ware house
	<b>Budgetary allocation (Capital cost):</b>	Rs. 12.40 Cr
	<b>Budgetary allocation (O &amp; M cost):</b>	Rs. 6.03 Cr/A



# Government of Maharashtra

## 28.Solid waste Management

<b>Waste generation in the Pre Construction and Construction phase:</b>	<b>Waste generation:</b>	Demolition waste amounting to 7630 MT will be generated
	<b>Disposal of the construction waste debris:</b>	In low lying area
<b>Waste generation in the operation Phase:</b>	<b>Dry waste:</b>	Hazardous Waste: • Discarded containers, PE Bags, HDPE, Fiber drums- 75 MT/A; • Batteries- 3 MT/A; • E-waste- 2000 nos./A; • Used PPE/ Contaminated cotton waste/Insulation material- 5 MT/A; • Insulated copper wire scrap or copper with PVC sheeting including namely ISRI code material namely "Drid"- 5 MT/A • Components of waste electrical & electronic assembly comprising accumulators & other batteries- 2 MT/A. Non-hazardous waste: • Boiler Ash- 720 MT/A; • Waste paper, card board etc.- 5 MT/A.
	<b>Wet waste:</b>	Hazardous Waste: • Used/spent oil- 6 MT/A; • Distillation Residue- 42 MT/A; • Spent Carbon from Process- 42.1 MT/A; • Spent carbon from ETP- 17 MT/A; • Spent catalyst (Raney Nickel)- 32.9 MT/A; • Spent Solvent- 8748 MT/A; • Sludge from waste water treatment (WWTP)- 240 MT/A; • Process residue and waste- 112 MT/A; • Spent Resin- 1 MT/A; • MEE salts- 1545 MT/A; • Off specification products- 10 MT/A; • Date expired products- 15 MT/A; • Oil & grease skimming- 2 MT/A; • Used filter medium- 3 MT/A • P
	<b>Hazardous waste:</b>	Hazardous Waste: • Used/spent oil- 6 MT/A; • Distillation Residue- 42 MT/A; • Spent Carbon from Process- 42.1 MT/A; • Spent carbon from ETP- 17 MT/A; • Spent catalyst (Raney Nickel)- 32.9 MT/A; • Spent Solvent- 8748 MT/A; • Sludge from waste water treatment (WWTP)- 240 MT/A; • Process residue and waste- 122 MT/A; • Spent Resin- 1 MT/A; • MEE salts- 1545 MT/A; • Off specification products- 10 MT/A; • Date expired products- 15 MT/A; • Oil & grease skimming- 2 MT/A; • Used filter medium- 3 MT/A • P
	<b>Biomedical waste (If applicable):</b>	25 Kg/A
	<b>STP Sludge (Dry sludge):</b>	Biological sludge= 72 MT/A
	<b>Others if any:</b>	• Battery waste = 3 MT/A • E waste = 2000 nos/A • Used PPE/ Contaminated cotton waste/Insulation material- 5 MT/A; • Insulated copper wire scrap or copper with PVC sheeting including namely ISRI code material namely "Drid"- 5 MT/A • Components of waste electrical & electronic assembly comprising accumulators & other batteries.- 2 MT/A.
<b>Mode of Disposal of waste:</b>	<b>Dry waste:</b>	MPCB authorized party for reuse/ CHWTSDF
	<b>Wet waste:</b>	CHWTSDF/To MPCB authorized recyclers/ Recover & reuse
	<b>Hazardous waste:</b>	CHWTSDF/To MPCB authorized recyclers/ Recover & reuse
	<b>Biomedical waste (If applicable):</b>	Sale to authorized medical waste disposal facility
	<b>STP Sludge (Dry sludge):</b>	Used as manure for gardening
	<b>Others if any:</b>	Sale to authorized vendors/Recyclers.
<b>Area requirement:</b>	<b>Location(s):</b>	Near Plant 9 as indicated in Plot layout
	<b>Area for the storage of waste &amp; other material:</b>	Area for the storage of Hazardous waste 440 Sq.m.
	<b>Area for machinery:</b>	No machinery for treatment of hazardous waste
<b>Budgetary allocation (Capital cost and O&amp;M cost):</b>	<b>Capital cost:</b>	Rs. 25 lacs, which is Included in total capital cost
	<b>O &amp; M cost:</b>	Rs. 617.97 Lacs/year

## 29. Effluent Characteristics

Serial Number	Parameters	Unit	Inlet Effluent Characteristics	Outlet Effluent Characteristics	Effluent discharge standards (MPCB)
1	pH	--	6-7	7-7.5	7-7.5
2	BOD <sub>3,27°C</sub>	mg/L	3000-4000	<100	<100
3	COD	mg/L	6000-8000	<250	<250
4	TSS	mg/L	100-300	<100	<100
5	TDS	mg/L	3000-3500	1500-2000	1500-2000
Amount of effluent generation (CMD):		117 CMD (Existing: 70 CMD + Proposed: 47 CMD)			
Capacity of the ETP:		125 CMD			
Amount of treated effluent recycled :		164 CMD = 32 CMD from STP for gardening +40 CMD MEE II condensate +92 CMD RO permeate.			
Amount of water send to the CETP:		Not Applicable, ZLD Unit			
Membership of CETP (if require):		Not applicable as unit is ZLD			
Note on ETP technology to be used		High TDS stream from process is treated in MEE I. MEE I condensate along with low TDS stream from process and utilities blow downs is treated in conventional ETP. Tertiary treated effluent is passed through RO. RO permeate is recycled and reuse whereas RO reject is fed to MEE II. MEE II condensate is directly recycled & reused thus making this a ZLD unit. Domestic effluent is treated in independent STP.			
Disposal of the ETP sludge		to CHWTSDF			

**Government of  
Maharashtra**

### 30. Hazardous Waste Details

Serial Number	Description	Cat	UOM	Existing	Proposed	Total	Method of Disposal
1	Used/spent oil	5.1	MT/A	30	(-) 24	6	Sale to authorized Recycler
2	Distillation Residue	20.3	MT/A	8	34	42.0	CHWTSDF
3	Spent Carbon from process	28.3	MT/A	42.1	-	42.1	CHWTSDF
4	Spent carbon from ETP	35.3	MT/A	-	17	17	CHWTSDF
5	Spent Catalyst (Raney Nickel)	28.2	MT/A	32.9	-	32.9	Sale to authorized Recycler
6	Spent Solvent	28.6	MT/A	8640	108	8748	Sale to authorized Recycler/ CHWTSDF
7	Discarded containers, PE Bags, HDPE, Fiber drums	33.1	MT/A	32.8	42.2	75	Sale to authorized Recycler
8	Sludge from waste water treatment plant (WWTP)	35.3	MT/A	85	155	240	CHWTSDF
9	Process Residue and waste	28.1	MT/A	-	112	112	CHWTSDF
10	Spent Resin	35.2	MT/A	-	1	1	CHWTSDF
11	MEE Salts	35.3	MT/A	-	1545	1545	CHWTSDF
12	Off Specification Products	28.4	MT/A	-	10	10	CHWTSDF
13	Date expired Products	28.5	MT/A	-	15	15	CHWTSDF
14	Oil & Grease Skimming	35.4	MT/A	-	2	2	CHWTSDF
15	Used Filter medium	36.2	MT/A	-	3	3	CHWTSDF
16	Paint and Ink residue	21.1	MT/A	-	2	2	CHWTSDF
17	Chimney cleaning residue	35.1	MT/A	-	5	5	CHWTSDF
18	Other waste	-	-	-	-	-	-
19	Batteries	Not Specified	MT/A	-	3	3	Sale to authorized vendor/recycler
20	E waste	Not Specified	Nos./A	-	2000	2000	Sale to authorized vendor/recycler
21	Used PPE/ Contaminated cotton waste/Insulation material	Not Specified	MT/A	-	5	5	Sale to authorized vendor/recycler
22	Insulated copper wire scrap or copper with PVC sheeting including namely ISRI code material namely "Drid"	Not Specified	MT/A	-	5	5	Sale to authorized vendor/recycler
23	Components of waste electrical & electronic assembly comprising accumulators & other batteries.	Not Specified	MT/A	-	2	2	Sale to authorized vendor/recycler

24	Non-Hazardous waste	-	-	-	-	-	-
25	Boiler Ash	Not Specified	MT/A	720	-	720	Sale to brick manufacturer
26	Biological Sludge from STP	Not Specified	MT/A	72	-	72	Used as Manure in gardening
27	Waste paper, card board etc.	Not Specified	MT/A	-	5	5	Sale to recycler
28	Biomedical Waste	Not Specified	Kg/A	-	25	25	Sale to authorized medical waste disposal facility

### 31.Stacks emission Details

Serial Number	Section & units	Fuel Used with Quantity	Stack No.	Height from ground level (m)	Internal diameter (m)	Temp. of Exhaust Gases
1	Existing 15 TPH Boiler	-	1	30 m	0.96 m	125o C
2	Existing 12 TPH Boiler (Stand-by)	40 TPD Briquette is for 15 TPH and 12 TPH both boilers	1	30 m	0.75 m	125o C
3	Existing 5 TPH Boiler (Stand-by)	-	1	36 m	0.65 m	125o C
4	Existing 8 TPH Boiler (Stand-by)	8 TPD FO is for both 5 TPH and 8 TPH both boilers	1	46 m	0.65 m	125o C
5	*DG set 1010 KVA x 4 nos. (Proposed)	646.76 kg/hr HSD	1 each	13 m each above enclosure	0.35 m	135o C
6	DG set 750 KVA (Existing)	150 kg/hr HSD	1	11 m above enclosure	0.85 m	135o C
7	*DG set 1510 KVA x 2 nos. (Proposed)	537.76 kg/hr HSD	1 each	12 m above enclosure	0.35 m	135o C
8	Process stack	Water/ Aqueous Media	1	1.8 m	0.3 m	45-50o C
9	Process stack	Water/ Aqueous Media	1	2 m	0.225 m	45-50o C
10	Process stack	Water/ Aqueous Media	1	3 m	0.45 m	45-50o C
11	Process stack	Water/ Aqueous Media	1	2.2 m	0.15 m	45-50o C
12	Process stack	Water/ Aqueous Media	1	1.7 m	0.3 m	45-50o C
13	Process stack	Water/ Aqueous Media	1	4.57 m	0.45 m	45-50o C
14	Process stack	Water/ Aqueous Media	1	4.8 m	0.15 m	45-50o C
15	Process stack	Water/ Aqueous Media	1	5.545 m	0.3 m	45-50o C
16	Process stack x 6 nos.	Water/ Aqueous Media	1 each	4.3 m each	0.45 m each	45-50o C
17	Process stack	Water/ Aqueous Media	1	6.4 m	0.45 m	45-50o C
18	Process stack	Water/ Aqueous Media	1	9.2 m	0.45 m	45-50o C
19	Process stack	Water/ Aqueous Media	1	4.57 m	0.45 m	45-50o C

20	*Note- a)Existing DG set- 320 KVA x2 nos. and 500 KVA x 2 nos. will be replaced by 4 nos. of DG sets of 1010 KVA each. b) Existing DG of 1000 KVA will be replaced by proposed DG of 1510 KVA.	-	-	-	-	-
----	--	---	---	---	---	---

### 32.Details of Fuel to be used

Serial Number	Type of Fuel	Existing	Proposed	Total
1	Briquette	30 TPD	10 TPD	40 TPD
2	FO	8 TPD	-	8 TPD
3	HSD	572 kg/hr	978 kg/hr	1550 kg/hr
33.Source of Fuel		Local Market		
34.Mode of Transportation of fuel to site		by road		

### 35.Energy

<b>Power requirement:</b>	Source of power supply :	MSEDCL
	During Construction Phase: (Demand Load)	In-house
	DG set as Power back-up during construction phase	In-house
	During Operation phase (Connected load):	5000 KVA
	During Operation phase (Demand load):	4000 KVA
	Transformer:	2500 KVA x 1nos. 1250 KVA x 1 nos. 1500 KVA x 4 nos.
	DG set as Power back-up during operation phase:	1010 KVA x 4 Nos. 1510 KVA x 2 No. 750 KVA x 1 No.
	Fuel used:	HSD 1550 kg/hr
	Details of high tension line passing through the plot if any:	Not Applicable


### Energy saving by non-conventional method:

63 KW of electricity will get generated by using solar panels

### 36.Detail calculations & % of saving:

Serial Number	Energy Conservation Measures	Saving %
1	Electricity will get generated by using solar panels	63 KWp (1.97%)

### 37.Details of pollution control Systems

<b>SEIAA Meeting No: 190 Meeting Date: March 5, 2020 ( SEIAA-STATEMENT-000002829 )</b> <b>SEIAA-MINUTES-0000003078</b> <b>SEIAA-EC-0000002185</b>	<b>Page 14 of 20</b>	 <b>Shri. Anil Diggikar (Member Secretary SEIAA)</b>
---	----------------------	--

Source	Existing pollution control system	Proposed to be installed
Air	Multi-cyclone followed by Bag filter, stack of adequate height	Stack of adequate height
Water	ETP, RO &MEE and STP	Automation & betterment of ETP, MEE, RO
Noise	Acoustic enclosure for DG set	Acoustic enclosure for DG set
Solid Waste	Disposal to CHWTSDF/ Sale to authorized Recycler	Disposal to CHWTSDF/ Sale to authorized Recycler

<b>Budgetary allocation (Capital cost and O&amp;M cost):</b>	<b>Capital cost:</b>	1715 Lacs
	<b>O &amp; M cost:</b>	549.3 Lacs/Annum

### 38.Environmental Management plan Budgetary Allocation

#### a) Construction phase (with Break-up):

Serial Number	Attributes	Parameter	Total Cost per annum (Rs. In Lacs)
1	Dust	Air Pollution	1.0
2	Debris	Solid Waste	1.0
3	Construction equipment	Noise Pollution	0.5

#### b) Operation Phase (with Break-up):

Serial Number	Component	Description	Capital cost Rs. In Lacs	Operational and Maintenance cost (Rs. in Lacs/yr)
1	Air pollution control	Stack, Multi cyclone and Bag filter	390.0	13.0
2	Water pollution control	Automation & betterment of ETP, MEE, RO and STP	1240.0	385.0
3	Noise pollution Control	Acoustic enclosure and regular maintenance	60.0	0.3
4	Occupational Health	Medical checkup, Health insurance policy, Medical staff charges, First aid facilities, consumables, In-house first aid room, Other infrastructure and Equipment	75.0	16.0
5	Environmental Monitoring Budget including carbon and water footprint	Environmental Monitoring, Carbon Footprint and Water Footprint monitoring	25	10.0
6	Hazardous waste Storage & disposal	Storage, Transportation and disposal	25	151.0
7	Green belt	Maintenance of Green belt	20	5.9
8	Mitigation Measures for LCA	Installation of solar Panels	31.5	1.0
9	Carbon Footprint Monitoring	Measures taken to reduce carbon footprint	1.0	0.2

10	Water Footprint Monitoring	Measures taken to reduce water footprint	1.5	0.2
11	Total	-	1869.0	582.6

### 39.Storage of chemicals (inflammable/explosive/hazardous/toxic substances)

Description	Status	Location	Storage Capacity in MT	Maximum Quantity of Storage at any point of time in MT	Consumption / Month in MT	Source of Supply	Means of transportation
Xylene	Liquid	RM warehouse	200 lit	1000 lit	29000 Lit	Local	Road
Toluene	Liquid	RM warehouse	15 KL	15 KL	38850 Lit	Local	Road
Tetrahydrofuran	Liquid	RM warehouse	15KL	30KL	26400 Lit	Local	Road
Petroleum Ether	Liquid	RM warehouse	200 lit	500 lit	25819 Lit	Local	Road
Methanol	Liquid	RM warehouse	15KL	45KL	232045 Lit	Local	Road
Methylene dichloride	Liquid	RM warehouse	15KL	15KL	88275 Lit	Local	Road
Isopropyl alcohol	Liquid	RM warehouse	15KL	45KL	42302 Lit	Local	Road
Hexane	Liquid	RM warehouse	200 lit	2000 lit	5100 Lit	Local	Road
Acetone	Liquid	RM warehouse	15KL	30KL	56520 Lit	Local	Road
1,4 Dioxane	Liquid	RM warehouse	200 lit	1000 lit	26230 Lit	Local	Road
Hexane	Liquid	RM warehouse	200 lit	2000 lit	3600 Lit	Local	Road
Diisopropylether	Liquid	RM warehouse	200 lit	2000 lit	5800 Lit	Local	Road
Ethyl acetate	Liquid	RM warehouse	200 lit	3000 lit	13000 Lit	Local	Road
Diethyl ether	Liquid	RM warehouse	200 lit	1000 lit	9400 Lit	Local	Road
Dimethyl formamide	Liquid	RM warehouse	200 lit	5000 lit	30260 Lit	Local	Road
N,N dimethyl acetamide	Liquid	RM warehouse	200 lit	2000 lit	6300 Lit	Local	Road
Dicyanodiamide	Solid	RM warehouse	30 Kg	500 kg	30405 Kg	Local	Road
Dimethyl amine Hcl	Solid	RM warehouse	30 Kg	500 kg	35878 Kg	Local	Road
4 Methoxy ethyl phenol	Solid	RM warehouse	200 kg	2000 kg	5242 Kg	Local	Road
Epichlorohydrin	Solid	RM warehouse	200 kg	5000 kg	4106 Kg	Local	Road
Cyclohexanone	Solid	RM warehouse	200 kg	5000 kg	8196 Kg	Local	Road
Mesalamine crude	Solid	RM warehouse	50 kg	20 MT	7654 Kg	Local	Road
Sodium hydroxide flakes	Solid	RM warehouse	30 Kg	1000 kg	49655 Kg	Local	Road
Hydrochloric acid	Solid	RM warehouse	50 kg	3000 kg	58505 Kg	Local	Road
Gabapentin stage III	Solid	RM warehouse	50 kg	35 MT	41360 Kg	Local	Road
Sodium chloride	Solid	RM warehouse	30 Kg	1000 kg	3950 Kg	Local	Road
Paraformaldehyde	Solid	RM warehouse	200 kg	5000 kg	36190 Kg	Local	Road
Mono isopropyl amine	Solid	RM warehouse	30 Kg	2000 kg	50830 Kg	Local	Road
sodium sulphate	Solid	RM warehouse	30 Kg	500 kg	11803 Kg	Local	Road
M-Bromoanisole	Solid	RM warehouse	50 lit	500 kg	59016 Kg	Local	Road
Ammonium chloride	Solid	RM warehouse	30 Kg	2000 kg	63344 Kg	Local	Road
Activated carbon	Solid	RM warehouse	30 Kg	1000 kg	4000 Kg	Local	Road
Sodium hypophosphate	Solid	RM warehouse	50 Kg	1000 kg	736 Kg	Local	Road



EDTA Sodium salt	Solid	RM warehouse	30 Kg	2000 kg	1562 Kg	Local	Road
Calcium chloride	Solid	RM warehouse	30 Kg	5000 kg	9293 Kg	Local	Road
Sodium acetate	Solid	RM warehouse	30 Kg	1000 kg	65450 Kg	Local	Road
L (+) Natural tartaric acid	Solid	RM warehouse	30 Kg	5000 kg	12551 Kg	Local	Road
Succinic acid	Solid	RM warehouse	30 Kg	2000 kg	15750 Kg	Local	Road
Tetra butyl ammonium bromide.	Solid	RM warehouse	30 Kg	500 kg	1560 Kg	Local	Road
3-Nitrobenzaldehyde	Solid	RM warehouse	50 Kg	400 kg	980 Kg	Local	Road
Sodium bicarbonate	Solid	RM warehouse	30 Kg	500 kg	1600 Kg	Local	Road

#### 40.Any Other Information

No Information Available



# Government of Maharashtra

	<b>CRZ/ RRZ clearance obtain, if any:</b>	Nil
	<b>Distance from Protected Areas / Critically Polluted areas / Eco-sensitive areas/ inter-State boundaries</b>	No such areas within 5km radius circle.
	<b>Category as per schedule of EIA Notification sheet</b>	B1, 5 (f)
	<b>Court cases pending if any</b>	No
	<b>Other Relevant Informations</b>	No
	<b>Have you previously submitted Application online on MOEF Website.</b>	Yes
	<b>Date of online submission</b>	08-02-2019


**3. The proposal has been considered by SEIAA in its 190th meeting & decided to accord environmental clearance to the said project under the provisions of Environment Impact Assessment Notification, 2006 subject to implementation of the following terms and conditions:**

**Specific Conditions:**

<b>I</b>	PP to carryout physio chemical analysis of ETP sludge and get it approved from the Competent Authority to ascertain its suitability for land application.
<b>II</b>	PP to provide maximum employment to the local people.
<b>III</b>	PP to implement CER plan in consultation with the District Authority as per OM issued by MoEF&CC dated 01.05.2018. PP to explore the possibility of suitable measures for the rejuvenation of the river Sina passing through the city.
<b>IV</b>	PP to provide drip irrigation for the green belt.
<b>V</b>	PP to include carbon and water foot print in the Environmental Monitoring and set targets for reduction of their footprint in the management systems.
<b>VI</b>	PP to prepare and implement SOP's based on the recommendations of HAZOP and Risk Assessment report.
<b>VII</b>	PP to provide new and renewable energy source for illumination of office building , street light and parking areas.
<b>VIII</b>	PP to submit undertaking Zero Liquid Discharge (ZLD).
<b>IX</b>	PP to submit storm water drainage plan.
<b>X</b>	PP to ensure that CER plan gets approved from Municipal Commissioner/District Collector.
<b>XI</b>	PP to ensure to comply with the conditions stipulated in the Office Memorandum issued by MoEF& CC dated 9th August, 2018.

**General Conditions:**

<b>I</b>	(i)PP to achieve Zero Liquid Discharge ; PP shall ensure that there is no increase in the effluent load to CETP.
<b>II</b>	No additional land shall be used /acquired for any activity of the project without obtaining proper permission.
<b>III</b>	PP to take utmost precaution for the health and safety of the people working in the unit as also for protecting the environment.
<b>IV</b>	Proper Housekeeping programmers shall be implemented.
<b>V</b>	In the event of the failure of any pollution control system adopted by the unit, the unit shall be immediately put out of operation and shall not be restarted until the desired efficiency has been achieve.
<b>VI</b>	A stack of adequate height based on DG set capacity shall be provided for control and dispersion of pollutant from DG set. (If applicable).
<b>VII</b>	A detailed scheme for rainwater harvesting shall be prepared and implemented to recharge ground water.

<p><b>SEIAA Meeting No: 190 Meeting Date: March 5, 2020 ( SEIAA-STATEMENT-000002829 )</b>  <b>SEIAA-MINUTES-0000003078</b>  <b>SEIAA-EC-0000002185</b></p>	<p><b>Page 18 of 20</b></p>	 <b>Shri. Anil Diggikar (Member Secretary SEIAA)</b>
--	-----------------------------	--

VIII	Arrangement shall be made that effluent and storm water does not get mixed.
IX	Periodic monitoring of ground water shall be undertaken and results analyzed to ascertain any change in the quality of water. Results shall be regularly submitted to the Maharashtra Pollution Control Board.
X	Noise level shall be maintained as per standards. For people working in the high noise area, requisite personal protective equipment like earplugs etc. shall be provided.
XI	The overall noise levels in and around the plant are shall be kept well within the standards by providing noise control measures including acoustic hoods, silencers, enclosures, etc. on all sources of noise generation. The ambient noise levels shall conform to the standards prescribed under Environment (Protection) Act, 1986 Rules, 1989.
XII	Green belt shall be developed & maintained around the plant periphery. Green Belt Development shall be carried out considering CPCB guidelines including selection of plant species and in consultation with the local DFO/ Agriculture Dept.
XIII	Adequate safety measures shall be provided to limit the risk zone within the plant boundary, in case of an accident. Leak detection devices shall also be installed at strategic places for early detection and warning.
XIV	Occupational health surveillance of the workers shall be done on a regular basis and record maintained as per Factories Act.
XV	(The company shall make the arrangement for protection of possible fire hazards during manufacturing process in material handling.
XVI	The project authorities must strictly comply with the rules and regulations with regard to handling and disposal of hazardous wastes in accordance with the Hazardous Waste (Management and Handling) Rules, 2003 (amended). Authorization from the MPCB shall be obtained for collections/treatment/storage/disposal of hazardous wastes.
XVII	Regular mock drills for the on-site emergency management plan shall be carried out. Implementation of changes / improvements required, if any, in the on-site management plan shall be ensured.
XVIII	A separate environment management cell with qualified staff shall be set up for implementation of the stipulated environmental safeguards.
XIX	Separate funds shall be allocated for implementation of environmental protection measures/EMP along with item-wise breaks-up. These cost shall be included as part of the project cost. The funds earmarked for the environment protection measures shall not be diverted for other purposes and year-wise expenditure should reported to the MPCB & this department
XX	The project management shall advertise at least in two local newspapers widely circulated in the region around the project, one of which shall be in the marathi language of the local concerned within seven days of issue of this letter, informing that the project has been accorded environmental clearance and copies of clearance letter are available with the Maharashtra Pollution Control Board and may also be seen at Website at <a href="http://ec.maharashtra.gov.in">http://ec.maharashtra.gov.in</a>
XXI	Project management should submit half yearly compliance reports in respect of the stipulated prior environment clearance terms and conditions in hard & soft copies to the MPCB & this department, on 1st June & 1st December of each calendar year.
XXII	A copy of the clearance letter shall be sent by proponent to the concerned Municipal Corporation and the local NGO, if any, from whom suggestions/representations, if any, were received while processing the proposal. The clearance letter shall also be put on the website of the Company by the proponent.
XXIII	The proponent shall upload the status of compliance of the stipulated EC conditions, including results of monitored data on their website and shall update the same periodically. It shall simultaneously be sent to the Regional Office of MoEF, the respective Zonal Office of CPCB and the SPCB. The criteria pollutant levels namely; SPM, RSPM, SO <sub>2</sub> , NO <sub>x</sub> (ambient levels as well as stack emissions) or critical sectoral parameters, indicated for the project shall be monitored and displayed at a convenient location near the main gate of the company in the public domain.
XXIV	The project proponent shall also submit six monthly reports on the status of compliance of the stipulated EC conditions including results of monitored data (both in hard copies as well as by e-mail) to the respective Regional Office of MoEF, the respective Zonal Office of CPCB and the SPCB.
XXV	The environmental statement for each financial year ending 31st March in Form-V as is mandated to be submitted by the project proponent to the concerned State Pollution Control Board as prescribed under the Environment (Protection) Rules, 1986, as amended subsequently, shall also be put on the website of the company along with the status of compliance of EC conditions and shall also be sent to the respective Regional Offices of MoEF by e-mail.

4. The environmental clearance is being issued without prejudice to the action initiated under EP Act or any court case pending in the court of law and it does not mean that project proponent has not violated any environmental laws in the past and whatever decision under EP Act or of the Hon'ble court will be binding on the project proponent. Hence this clearance does not give immunity to the project proponent in the case filed against him, if any or action initiated under EP Act.

5. In case of submission of false document and non-compliance of stipulated conditions, Authority/ Environment Department will revoke or suspend the Environment clearance without any intimation and initiate appropriate legal action under Environmental Protection Act, 1986.

6. The Environment department reserves the right to add any stringent condition or to revoke the clearance if conditions stipulated are not implemented to the satisfaction of the department or for that matter, for any other administrative reason.

7. Validity of Environment Clearance: The environmental clearance accorded shall be valid as per EIA Notification, 2006, and amendments by MoEF&CC Notification dated 29th April, 2015.

8. In case of any deviation or alteration in the project proposed from those submitted to this department for clearance, a fresh reference should be made to the department to assess the adequacy of the condition(s) imposed and to incorporate additional environmental protection measures required, if any.

9. The above stipulations would be enforced among others under the Water (Prevention and Control of Pollution) Act, 1974, the Air (Prevention and Control of Pollution) Act, 1981, the Environment (Protection) Act, 1986 and rules there under, Hazardous Wastes (Management and Handling) Rules, 1989 and its amendments, the public Liability Insurance Act, 1991 and its amendments.

10. Any appeal against this Environment clearance shall lie with the National Green Tribunal (Western Zone Bench, Pune), New Administrative Building, 1st Floor, D-, Wing, Opposite Council Hall, Pune, if preferred, within 30 days as prescribed under Section 16 of the National Green Tribunal Act, 2010.

  
Shri. Anil Diggikar (Member Secretary SEIAA)

**Copy to:**

1. SHRI JOHNY JOSEPH, CHAIRMAN-SEIAA
2. SHRI UMAKANT DANGAT, CHAIRMAN-SEAC-I
3. SHRI M.M.ADTANI, CHAIRMAN-SEAC-II
4. SHRI ANIL .D. KALE. CHAIRMAN SEAC-III
5. SECRETARY MOEF & CC
6. IA- DIVISION MOEF & CC
7. MEMBER SECRETARY MAHARASHTRA POLLUTION CONTROL BOARD MUMBAI
8. REGIONAL OFFICE MOEF & CC NAGPUR
9. MUNICIPAL COMMISSIONER AURANGABAD
10. REGIONAL OFFICE MPCB AURANGABAD
11. REGIONAL OFFICE MIDC AURANGABAD
12. MAHARASHTRA STATE ELECTRICITY DISTRIBUTION CO. LTD
13. COLLECTOR OFFICE JALNA
14. COLLECTOR OFFICE AURANGABAD
15. COLLECTOR OFFICE LATUR
16. COLLECTOR OFFICE NANDED
17. COLLECTOR OFFICE OSMANABAD
18. COLLECTOR OFFICE HINGOLI
19. COLLECTOR OFFICE PARBHANI
20. COLLECTOR OFFICE BEED